


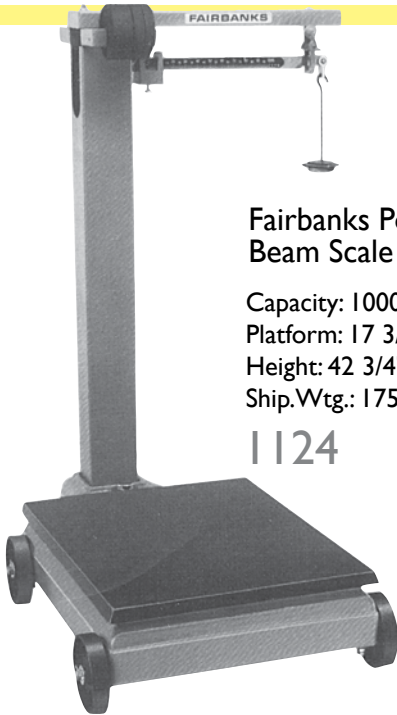
BREAKAWAY COUPLING/ SCALES



Designed to separate in case of accidental pull away of fill hose on dispensing units. Requires approximately 60 lbs. pull to separate. Be sure to put shut off valve with bleeder and hydrostat before breakaway. Coupling must be left free to swivel in the direction of pull.

Part Number	Type of Mount	Pipe Size
ME860S-6	With Mounting Bracket	3/4" FPT
ME860S-8		1" FPT
ME860S-10		1-1/4" FPT
ME861S-6	With Wire Lanyard	3/4" FPT
ME861S-8		1" FPT
ME861S-10		1-1/4" FPT

SCALES



Fairbanks Portable Beam Scale

Capacity: 1000 lbs.
Platform: 17 3/4" x 23 1/2"
Height: 42 3/4"
Ship.Wtg.: 175 lbs.

1124








Detecto Portable Platform Scale

Capacity: 1000 lbs.
Platform: 19" x 28"
Height: 45" Width: 24"
Ship.Wtg.: 132 lbs.

854F100P

Common Scale Parts

Description	Fairbanks Part No.	Detecto Part No.	
Beam insert 0 - 100 lbs. x 1/2 lbs. 	55441BI (set of 2)	not applicable	
Counter poise 	2-55444-40	6P10021X	
Counter poise weight 	Pounds		
	100 lbs.	2-55444-55	6PP100X
	200 lbs.	2-55444-56	6PP200X
	400 lbs.	2-55444-57	6PP500X
50 lb. test weight 	C73082	C73082	



Detecto Platform Bench Scale

Capacity: 350 lbs.
Platform: 10.5" x 14.5"
Height: 27"
Ship.Wtg.: 46 lbs.

4420