

Plant Application Map, LP Gas Valves

From the railhead to your bobtail to dispensing operations, Bergquist knows everything you need and gets it to you fast!




Internal Valves
Pages 32-33




Internal Valves
Pages 30-31

N562 Emergency Shutoff Valve
Page 38



Actuators
Page 34



Relief Valves
Page 47



Internal Valves
Pages 30-31



Actuators
Page 34



Internal Valves
Pages 32-33



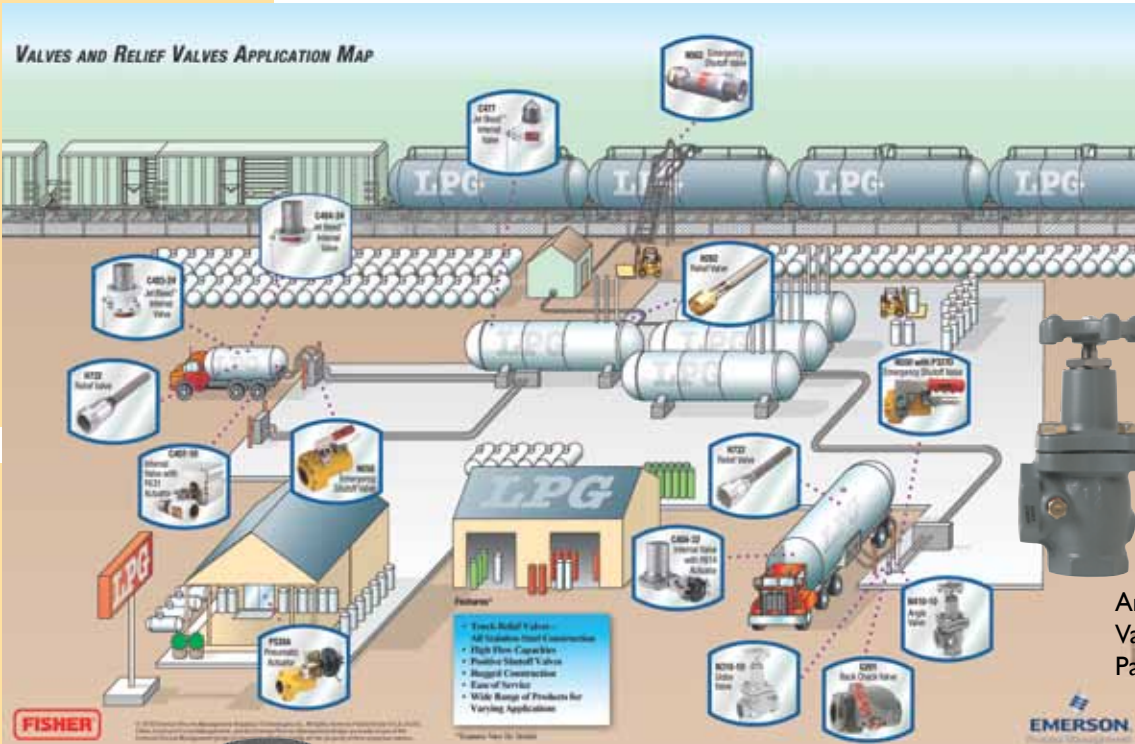
Back Check Valve
Page 42



Actuators
Page 34



Emergency Shutoff Valve
Page 36



Angle Valve
Page 46



Fisher internal valves, relief valves, emergency shutoff valves, and globe and angle valves are installed in the inlets and outlets (liquid or vapor) of pressure vessels and in piping systems to control the flow of LP-Gas and NH₃ (anhydrous ammonia). These valves are frequently used on bobtails, transport truck tanks, large stationary storage tanks, and in-line installations. The valves provide a means of withdrawing and filling product with or without pumps and compressors. These valves may be used as primary shutoff valves, excess flow valves, and back check valves.

bergquistinc.com | 800 537 7518



Globe Valve
Page 44