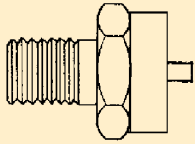
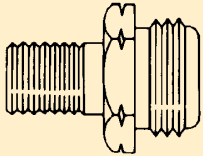


Outdoor Accessories


Mr. Heater Propane Brass Fittings



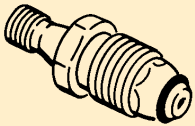
F273754
1/4" male pipe thread x
1"-20 female throwaway
cylinder thread.



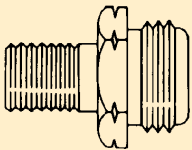
F273755
1/4" male pipe thread x 1"-20
male throwaway cylinder thread.



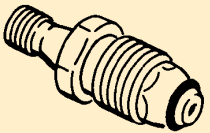
F273757
9/16" left hand thread x POL
w/handwheel.




F276129
9/16" left hand thread x POL.



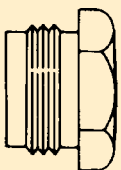
F276130
9/16" left hand thread x 1"-20
throwaway cylinder thread
w/shutoff.



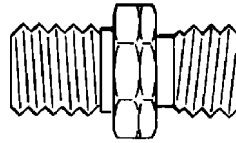
F276139
1/4" male pipe thread x POL.



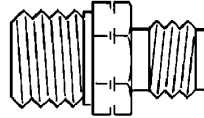
F273756
1/4" male pipe thread x POL
w/handwheel.



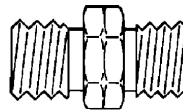
F276140
Propane male throwaway
cylinder adapter. Throwaway
thread x 1/4" female pipe thread.



F276152
1/4" male pipe thread x 9/16"
left hand male thread.



F276153
3/8" male pipe thread x 9/16"
left hand male thread.



F276154
9/16" left hand male pipe thread
x 9/16" left hand male thread.

Marshall Brass Adapters



G493
9/16" 18 LH x male 1" 20 thread
with check valve and "O" ring.

G417
Male 1" 20 x 1/4" NPT with
check.



G487
Reserve cylinder adapter. Female
1"20 x female POL.




G488
1/4" MPT x female 1"20.



G492
1/4" FPT x male 1"20 thread
w/"O" ring. No check valve.





Marshall Brass Adapter Tees

G413
Tee-For-Two.
Soft nose handwheel POL x male 1"20 x male 1"20.




G414
Add-A-Tee. Female 1"20 x male 1"20 x male 1"20.



G415
Extend-A-Flow Tee. Excess flow POL x female POL x male 1"20



G420
Extend-A-Stay Tee. Excess flow POL x female POL x male 1"20 x 1/4" female inverted flare.



G475
60 orifice soft nose POL with plastic handwheel x male 1"20.



G483
Cap-A-Tee. 1"20 female cap with gasket and strap.

Marshall Brass POL Fittings




FULL FLOW POL



EXCESS FLOW POL



POL ASSEMBLY



SOFT NOSE HANDWHEEL POL

Marshall Brass POL Fittings

Part No.	Description
G1675	1/4" MPT x full flow POL 7/8" hex nut
G1654	1/4" MPT x soft nose full flow POL with handwheel
G1690	1/4" MPT x excess flow POL 7/8" hex nut
G1653	1/4" MPT x excess flow soft nose POL with handwheel
G1689	9/16" 18 LH x excess flow POL 7/8" hex nut
G1645	9/16" LH x soft nose excess flow POL with handwheel