

Hose Barb Fittings

Female Flare Swivel by Hose Barb Connector

Part Number	Hose I.D.	Female Flare Swivel
HC5333	1/4"	1/4"
HC4335	1/4"	3/8"
HC4334	1/4"	Barb only for NS4E Flare Nut
126HBLFSV-5-6	5/16"	3/8"
HC4355	3/8"	3/8"
HC4357	3/8"	1/2"

Note: Part number includes both pieces, except HC4334 - barb only



HC4355

Male Flare by Hose Barb

Part Number	Hose I.D.	Flare Size O.D.
HC4835	1/4"	3/8"
HC4855	3/8"	3/8"
HC4857	3/8"	1/2"



HC4855

Female NPT by Hose Barb Connector

Part Number	Hose I.D.	Female Pipe Size
#552	1/4"	1/8" FNPT
#555	1/4"	1/4" FNPT
#558	1/4"	3/8" FNPT
126HBL-5-4	5/16"	1/4" FNPT
126HBL-5-6	5/16"	3/8" FNPT
#557	3/8"	1/4" FNPT
#560	3/8"	3/8" FNPT

Note: Female connectors are one piece...they do not swivel.



#560

Male NPT by Hose Barb Connector

Part Number	Hose I.D.	Male Pipe Size
A339	1/8"	1/8" MNPT
#545	1/4"	1/8" MNPT
#541	1/4"	1/4" MNPT
#537	1/4"	3/8" MNPT
125HBL-5-4	5/16"	1/4" MNPT
#538	5/16"	3/8" MNPT
#543	3/8"	1/4" MNPT
#539	3/8"	3/8" MNPT

Note: 1/8" MNPT is the test port size on Fisher regulators.
Use A339 or #545 to connect to your manometer.




#539



bergquistinc.com | 800 537 7518

Bergquist


Hose Barb Fittings



HC5930




ME518



HC5133



#37



41B



#33



#8 & #17

Tank Connection by Hose Barb Connector

Part Number	Hose I.D.	Description
G1683	1/4"	POL x 1/4 hose barb 7/8 hex
G1656	1/4"	Excess flow POL X 1/4 hose barb 7/8 hex
G1655	1/4"	Soft nose POL with handwheel X 1/4 hose barb
ME1655	1/4"	Excess flow soft nose POL with plastic hand-wheel 1/4 hose barb
ME517	1/4"	QCCI adapter w/ 1/4" MPT black handle - 70,000 BTU max
ME518	1/4"	QCCI adapter with 1/4 inch MPT green nut - 200,000 BTU max
ME518-25H	1/4"	QCCI adapter w/ 1/4 " hose barb green nut - 200,000 BTU max
ME517-EV	n/a	QCCI purge adapter for cylinder 5/16 acme

Miscellaneous Hose Barb Fittings

Part Number	Hose I.D.	Description
HC5133	1/4"	1/4" Male Inverted Flare (Pigtail)
#37	1/4"	Hose Splicer
#149	3/8"	Hose Splicer

9/16 Left Hand Connectors

Part Number	Hose I.D.	Description
#8 Nut	---	9/16" Left Hand Nut
#17	1/4"	Stem for #8 Nut
#20	3/8"	Stem for #8 Nut
#41B	1/4"	Male 9/16" Left Hand
#31	---	9/16" Male LH x 9/16" Male LH
#33	---	1/4" MNPT x 9/16" MLH
#143	---	3/8" MNPT x 9/16" MLH
A193	---	9/16" Female Swivel x 1/4" MNPT
A243	---	9/16" Male LH x 1/4" Female Pipe

Note: 9/16 left hand fittings are commonly used on torches and construction heaters - look for the indents on the nut - that indicates a left hand fitting

